

# FACTS AND FIGURES

2014-2015

## TUITION AND FEES FALL 2014

Undergraduate\* [per year]



In State  
Part Time \$264/credit



Out of State

Graduate [per year]



In State  
Part Time \$331/credit



Out of State

\* An additional health insurance fee of \$2,088 per year will be included in a student's official bill; however, students with comparable insurance coverage may request a waiver.

## ENROLLMENT FALL 2014

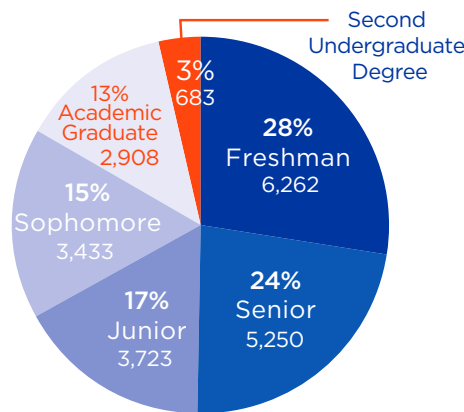
1 icon = 1,000 students



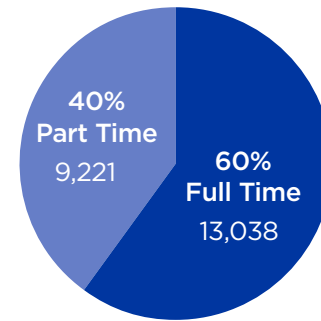
FTE 15,643 Summer head count 8,360

→ **22,259**

## STUDENT POPULATION



## ENROLLMENT STATUS



## DEGREES CONFERRED 2013-2014

Doctorate	34
Master's	640
Baccalaureate	2,797
Associate's	137
Graduate Certificates	195
<b>TOTAL</b>	<b>3,803</b>

## DEGREE PROGRAMS OFFERED

Doctorate	9
Master's	76
Baccalaureate	84
Associate's	4
Graduate Certificates	23

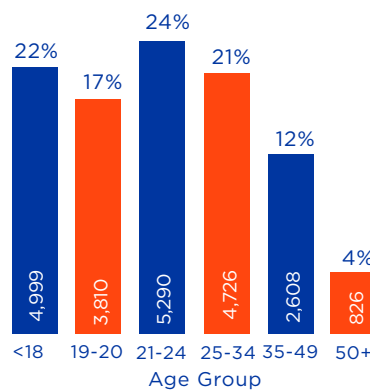
1 icon = 1,000 students

## FINANCIAL AID FALL 2013-2014

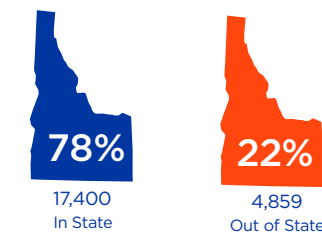


14,188 → **\$150,220,150**

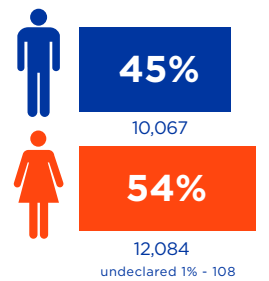
## STUDENT DEMOGRAPHICS



## RESIDENCY



## GENDER



## LARGEST ENROLLMENT

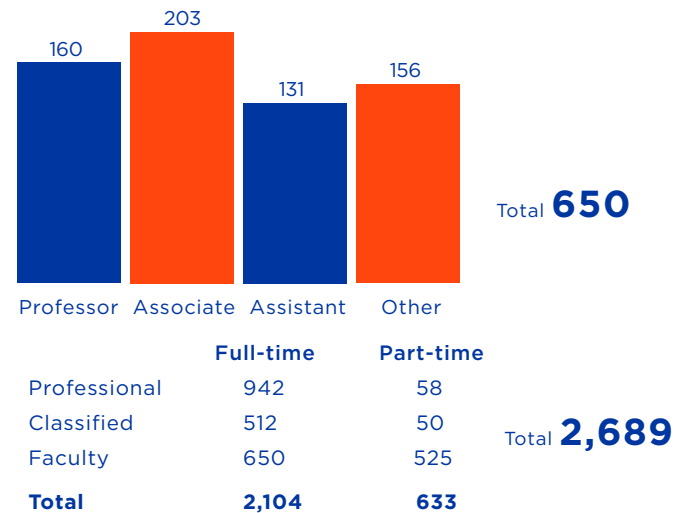
Undergraduate 1 icon = 200 students



Graduate 1 icon = 100 students



## FACULTY AND STAFF



## ETHNICITY

White	16,949	76%
Hispanic/Latino	2,150	10%
Asian	436	2%
Black/African American	357	2%
American Indian/Alaska Native	132	<1%
Native Hawaiian/Pacific Islander	71	<1%
Two or More Races	697	3%
Not Reported	651	3%
International	816	4%

## BOISE STATE UNIVERSITY FOUNDATION ENDOWMENT

(as of June 30, 2014)

Total Endowment	\$95,665,945
Total Assets	\$155,491,739
Number of Donors (FY14)	<b>12,195</b>

## ESTIMATED EXPENDITURES

Instruction	\$112,366,933
Research	\$32,111,329
Public Service	\$13,788,180
Academic Support	\$22,892,201
Library	\$7,287,094
Student Services	\$16,541,328
Institutional Support	\$33,325,817
Physical Plant	\$21,262,303
Scholarships & Fellowships	\$13,164,621
Auxiliary Enterprises	\$77,619,959
Planned Use of Reserves	(\$216,186)

**Total Estimated Expenditures \$443,143,579**



## LIVING GRADUATES (as of October 2014)

Total	<b>77,127</b>
Living in Idaho	52,545
Living in the Treasure Valley	42,842

## BUDGET

State General Account - (Includes Special Programs)	\$77,703,500
Student Tuition and General Education Fees	\$82,819,800
Other Student Fees	\$37,736,289
Federal Grants and Contracts*	\$125,742,131
State Grants and Contracts	\$2,597,409
Private Gifts and Grants	\$30,515,015
Sales and Services of Auxiliary Enterprises	\$54,301,532
F and A Recovery	\$5,539,503
Other	\$26,188,400
<b>Total Estimated Revenue</b>	<b>\$443,143,579</b>

\*Includes \$93 Million Federal Student Financial Aid

**Sponsored Project Expenditures 2013-2014 \$33,219,110.97**