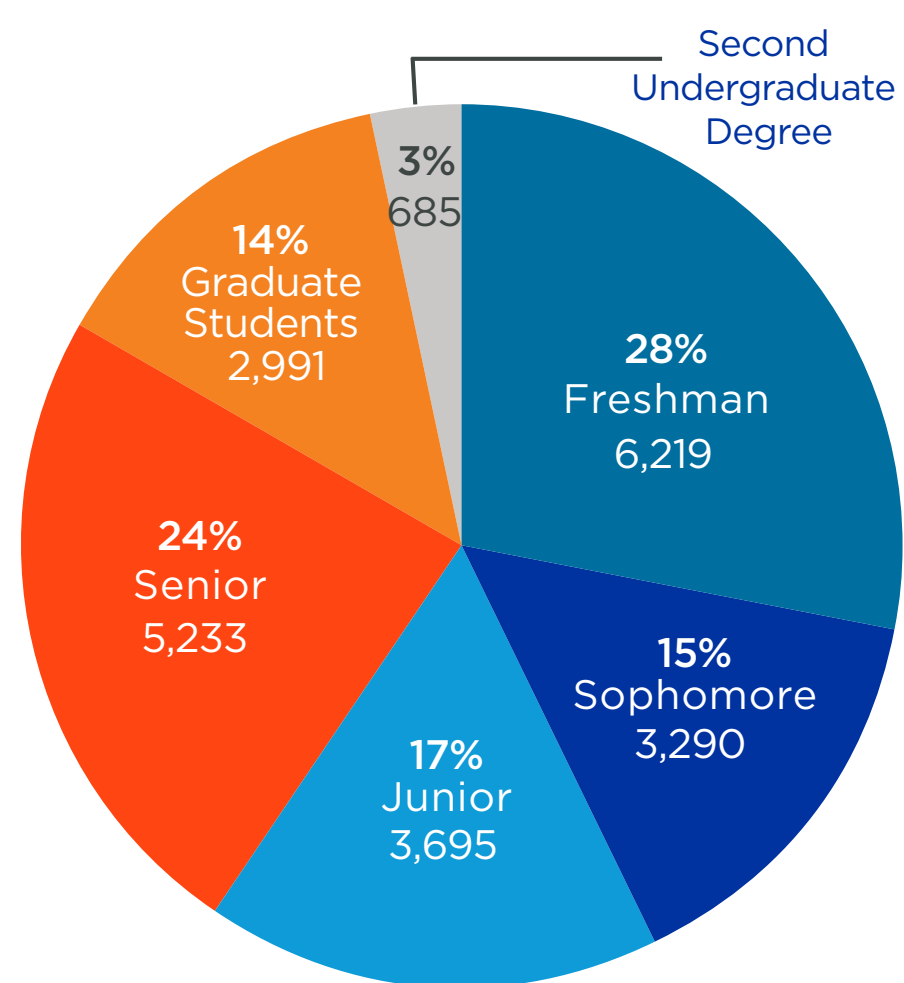


BOISE STATE UNIVERSITY FACTS AND FIGURES 2015-2016

STUDENT POPULATION



ENROLLMENT FALL 2015



TOTAL **22,113**

LARGEST ENROLLMENT (includes majors and minors)

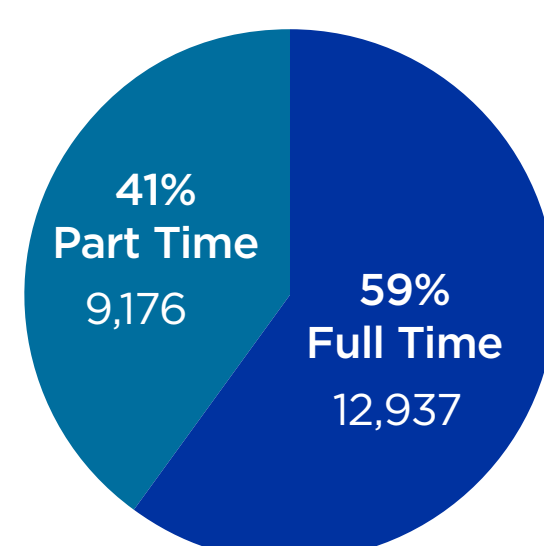
Undergraduate = 200 students

Nursing (includes community and environmental health)	1,208
Psychology	1,013
Communication	904
General Business	875
Biology	816
Health Science Studies	800
Mechanical Engineering	747
Computer Science	687
Criminal Justice	576
Accountancy	534

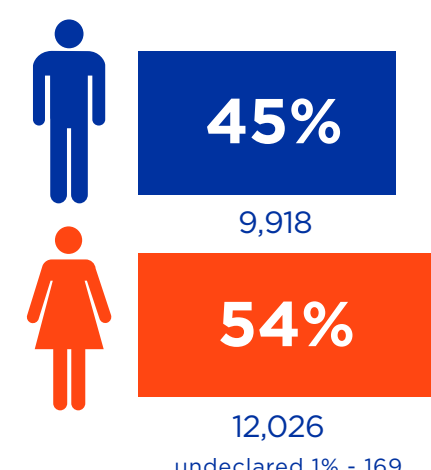
Graduate = 100 students

Educational Technology	417
Business Administration	383
Social Work	200
Organizational Performance and Workplace Learning	155
Technology Integration Specialist	138

ENROLLMENT STATUS

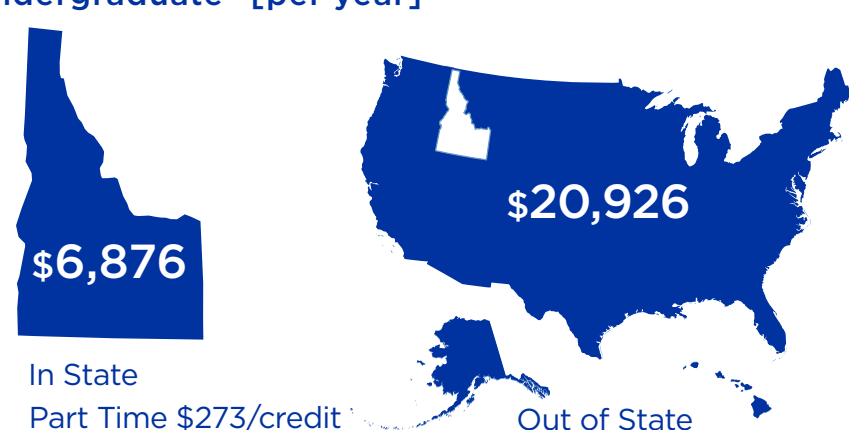


GENDER

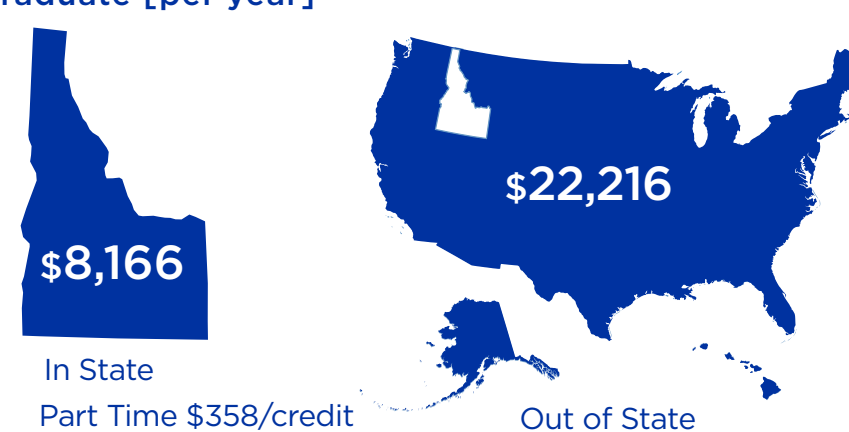


TUITION AND FEES FALL 2015

Undergraduate* [per year]



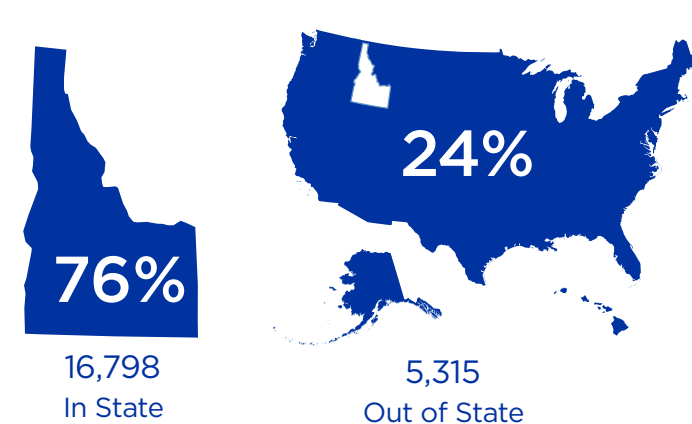
Graduate [per year]



ETHNICITY

White	16,621	75%
Hispanic/Latino	2,249	10%
Asian	446	2%
Black/African American	346	2%
American Indian/Alaska Native	106	<1%
Native Hawaiian/Pacific Islander	84	<1%
Two or More Races	770	3%
Not Reported	533	2%
International	958	4%

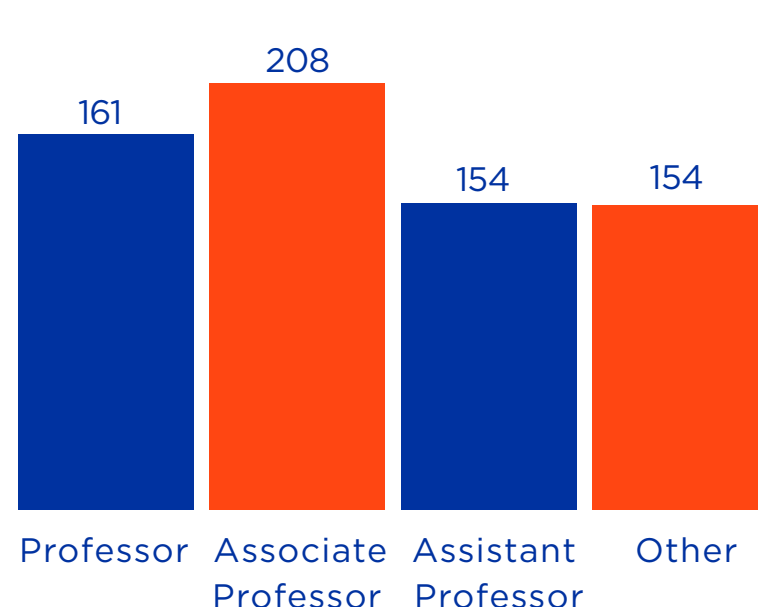
RESIDENCY



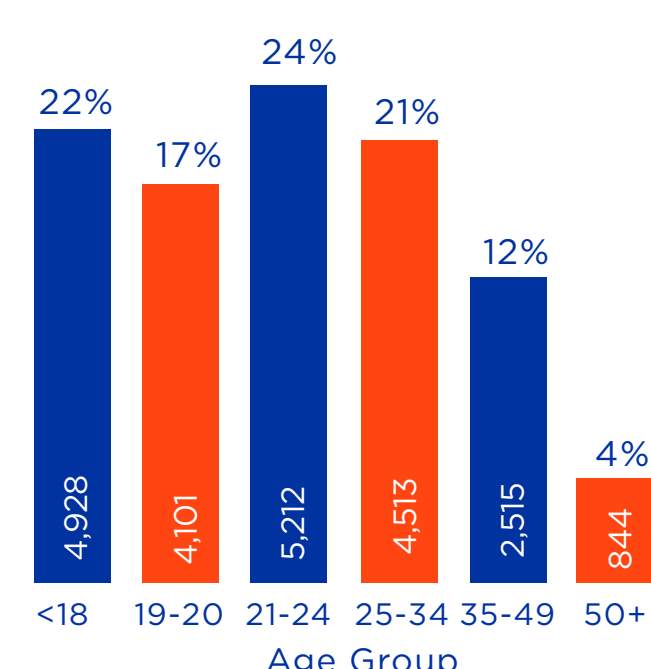
FACULTY AND STAFF

	Full time	Part time
Professional	950	56
Classified	504	42
Faculty	678	523
Total	2,132	621

Total **2,753**



STUDENT DEMOGRAPHICS



DEGREE AWARDS CONFERRED 2014-2015

(includes first major)

Doctorate and Education Specialist	14
Master's	703
Baccalaureate	3,000
Associate's	167
Graduate Certificates	237
TOTAL	4,121

DEGREE PROGRAMS OFFERED ('14-15 catalogs)

Doctorate	10
Master's	67
Baccalaureate	85
Associate's	4
Graduate Certificates	23

FINANCIAL AID FALL 2014-2015

= 1,000 students



BOISE STATE UNIVERSITY FOUNDATION ENDOWMENT

as of June 30, 2015

Total Endowment	\$97,417,849
Total Assets	\$168,923,322
Number of Donors (FY14)	12,212

42%

PERCENTAGE OF STUDENTS WHO RECEIVED GRANTS OR SCHOLARSHIPS

THE TOTAL AMOUNT OF SCHOLARSHIP DOLLARS DISBURSED

\$35,031,523

1,319

NUMBER OF NEW TRANSFER STUDENTS WHO ENROLLED AT BOISE STATE

57%

PERCENTAGE OF FRESHMEN WHO LIVE ON CAMPUS

6,664

NUMBER OF STUDENTS TAKING ONLINE COURSES

BUDGET - Revenue Projections

State General Account - (Includes Special Programs)	\$81,181,700
Student Tuition and General Education Fees	\$89,794,000
Other Student Fees	\$37,827,575
Federal Grants and Contracts*	\$111,946,770
State Grants and Contracts	\$2,742,190
Private Gifts and Grants	\$28,501,024
Sales and Services of Auxiliary Enterprises	\$54,579,692
F and A Recovery	\$4,349,889
Other	\$23,030,296
Total Estimated Revenue	\$433,953,136

ESTIMATED EXPENDITURES

Instruction	\$116,927,364
Research	\$24,547,890
Public Service	\$15,300,187
Academic Support	\$25,052,930
Library	\$7,556,320
Student Services	\$18,390,266
Institutional Support	\$37,054,222
Physical Plant	\$19,701,035
Scholarships & Fellowships	\$11,728,102
Auxiliary Enterprises	\$75,529,519

Planned Use of Reserves	(\$2,834,699)
Total Estimated Expenditures	\$433,953,136

*includes \$85 million federal student financial aid

MISCELLANEOUS

Sponsored Project Expenditures 2012-2013 **\$36,187,391.44**

Living Alumni (as of October, 2015)

Total	80,282
Living in Idaho	54,404
Living in the Treasure Valley	44,544

BOARD OF TRUSTEES

President: Don Soltman

Vice President: Emma Atchley

Secretary: Bill Goesling

Superintendent of Public Instruction: Sherri Ybarra

Trustee: Linda Clark

Trustee: Debbie Critchfield

Trustee: David Hill

Trustee: Richard Westerberg

PAST PRESIDENTS

1932-1934 Bishop Middleton Barnwell

1936-1967 Dr. Eugene Chaffee

1967-1977 Dr. John Barnes

1978-1991 Dr. John Keiser

1993-2003 Dr. Charles Ruch